

Intelligent Manual Call Point Installation Guide

Installation

Part No	Product Name	Type
SA5900-908	Intelligent Manual Call Point	Indoor
SA5900-928	Intelligent Marine Manual Call Point	Indoor
SA5900-948	Intelligent Marine Manual Call Point (SIL Approved)	Indoor
SA5900-903	Intelligent Manual Call Point (White)	Indoor
SA5900-904	Intelligent Manual Call Point (Yellow)	Indoor
SA5900-905	Intelligent Manual Call Point (Blue)	Indoor
SA5900-906	Intelligent Manual Call Point (Green)	Indoor
SA5900-907	Intelligent Manual Call Point (Orange)	Indoor

Technical Information



100µA (24V supply voltage)



17-35V DC



4.0mA (24V supply voltage)

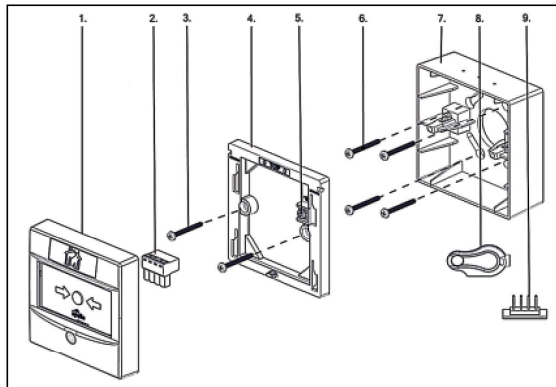


-40°C to 70°C

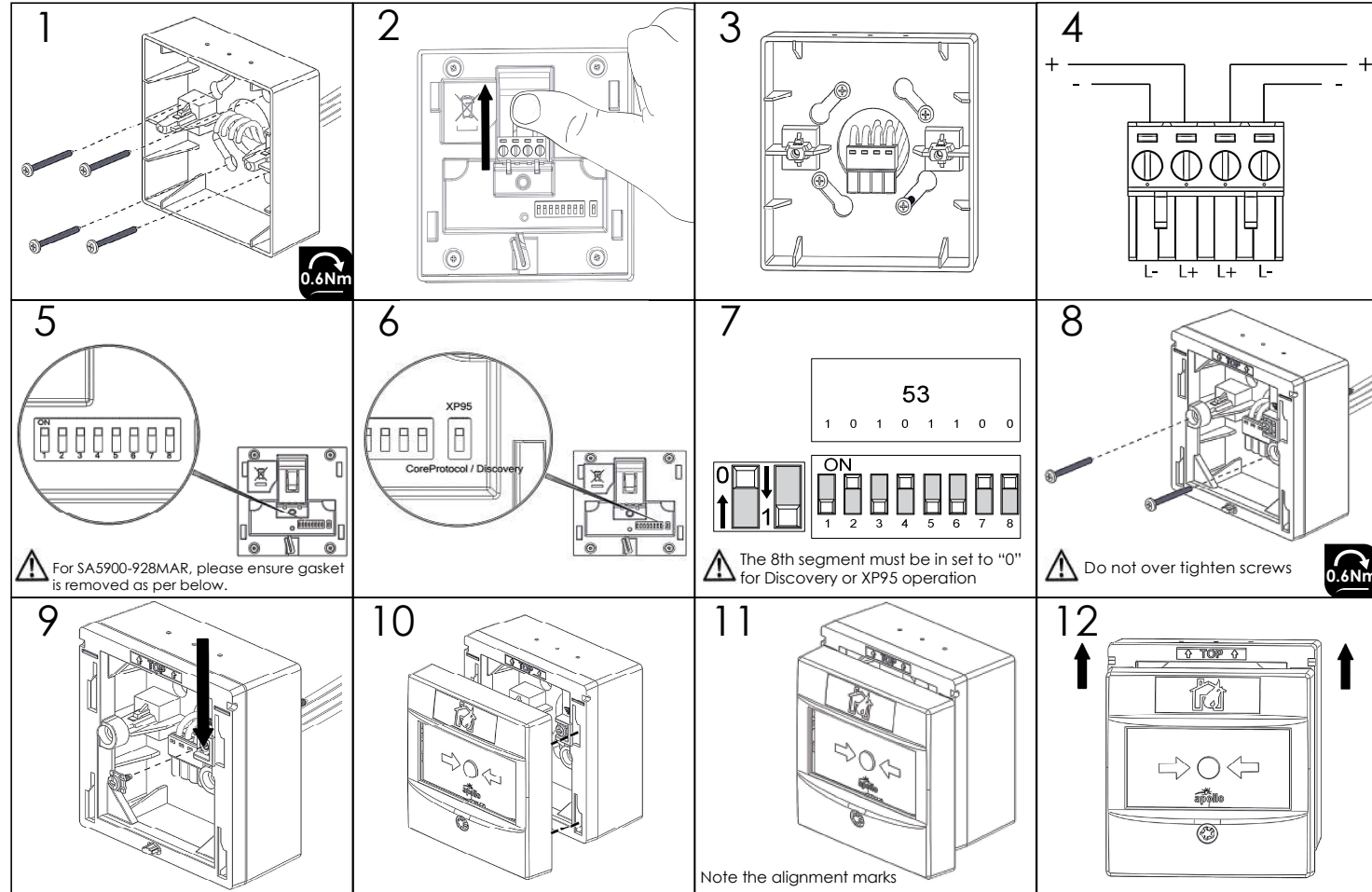


IP44 (SA5900-928MAR)

Product Overview

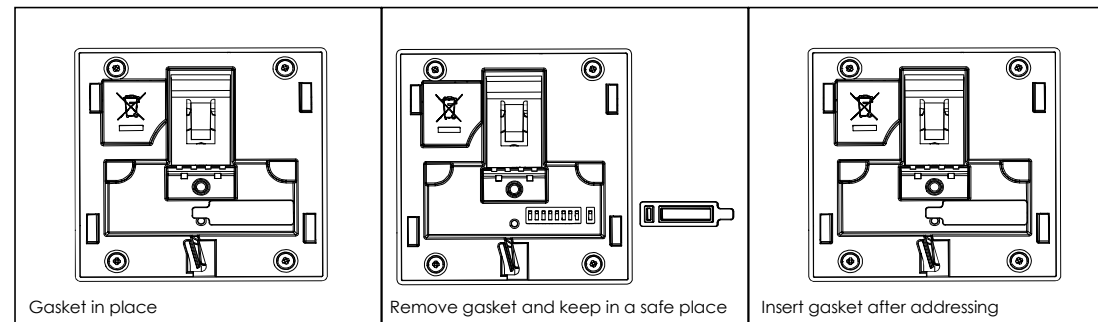


Item	Qty.	Item	Qty.
1. Head unit	1	6. Fixing screws (NOT SUPPLIED)	N/A
2. Connector block	1	7. Backbox	1
3. Fixing screws	2	8. Reset key	1
4. Mounting bracket	1	9. Continuity link	1
5. Earth Continuity Terminal	1		



SA5900-928MAR

For maintaining IP44 rating, please take care to remove the gasket before addressing and replacing after. This step fits inbetween image 4 and 5, and is placed back on between image 7 and 8.

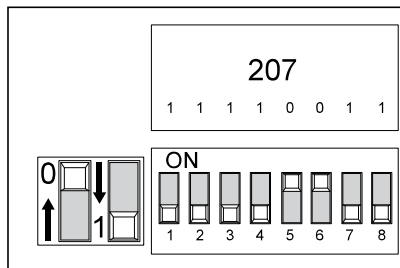
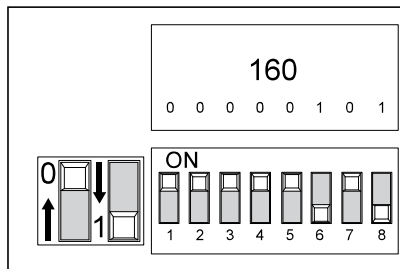
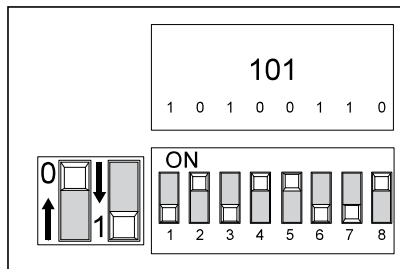
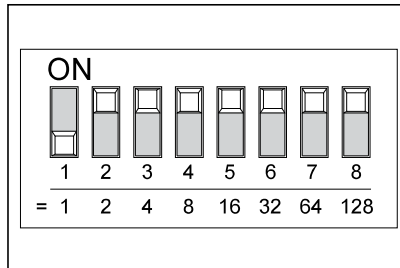


Gasket in place

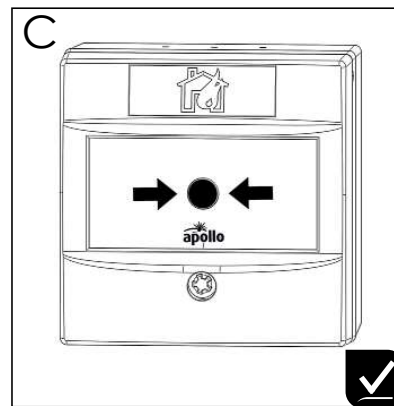
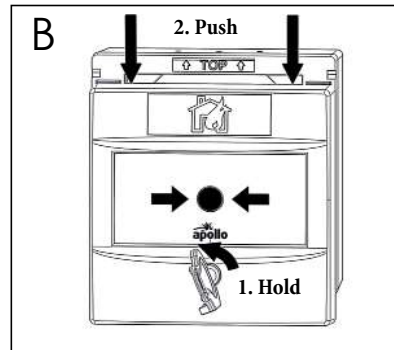
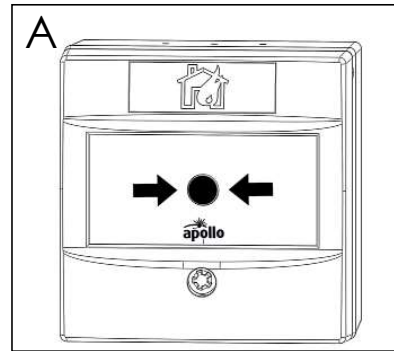
Remove gasket and keep in a safe place

Insert gasket after addressing


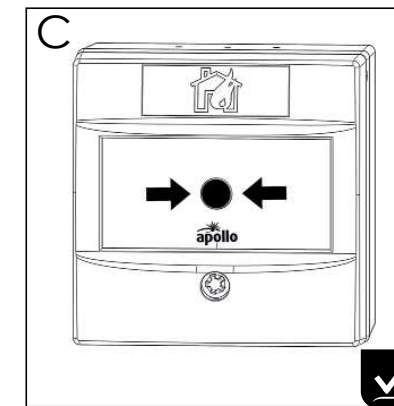
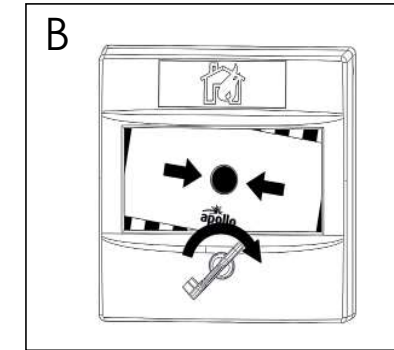
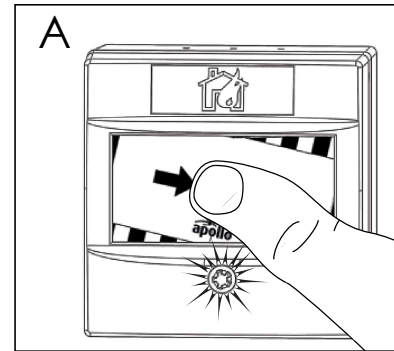
Address Setting Examples



Removal



Testing



LED Indicator

Illuminated red (under CIE control) when call point is operated.
Illuminated yellow when short-circuit isolator has operated (version with integrated isolator). Flashing yellow when a fault has occurred.
Flashing green when MCP is polled by the control panel (Discovery & Soteria only).

Commissioning

The installation must conform to BS5839-1 (or applicable local codes).

Transparent Hinged Cover

To provide additional protection against accidental operation, a Transparent Hinged Cover, part no 44251-189, is available or 44251-175 for multiples of 10.

Troubleshooting

Before investigating individual units for faults, it is important to check that the system wiring is fault free. Earth faults on data loops or interface zone wiring may cause communication errors. Many fault conditions are the result of simple wiring errors. Check all connections to the unit.

For additional technical information please refer to the following documents which are available on request.

PP2526 - Intelligent Manual Call Point Data Sheet

PP2534 - Intelligent Marine Manual Call Point Data Sheet

PP2090 - Short Circuit Isolator Data Sheet